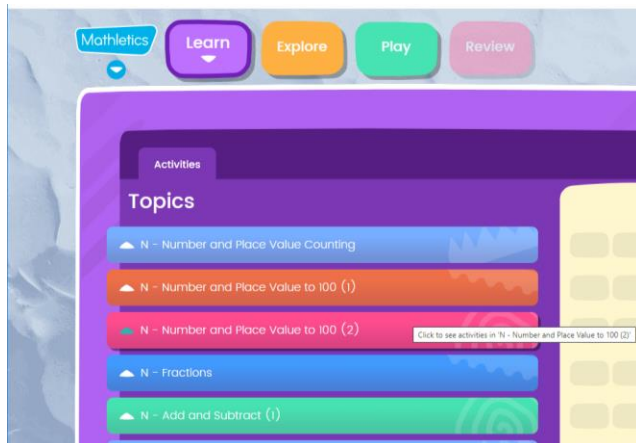
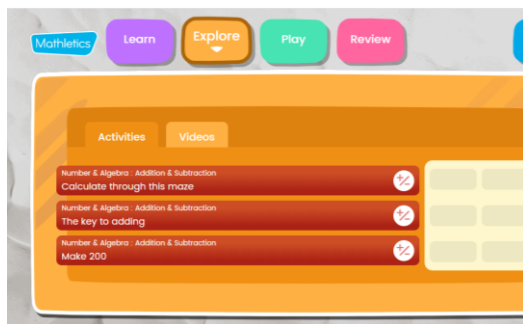


How to access reasoning and problem solving on Mathematics

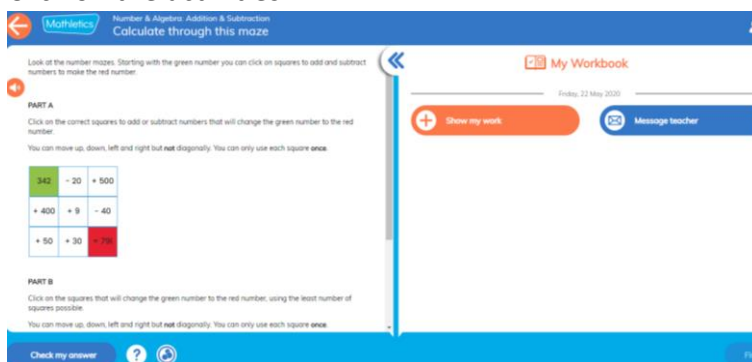
- Log into your Mathematics page



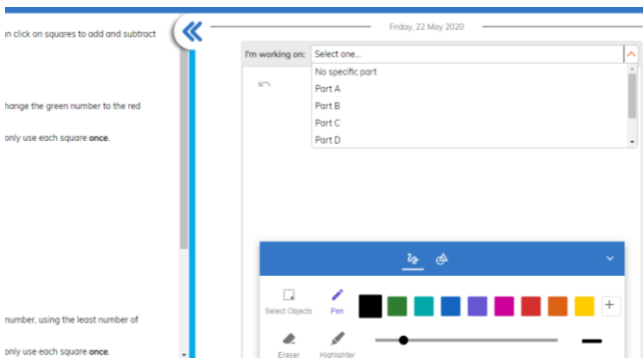
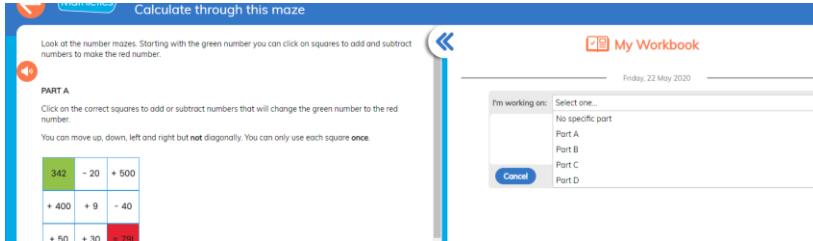
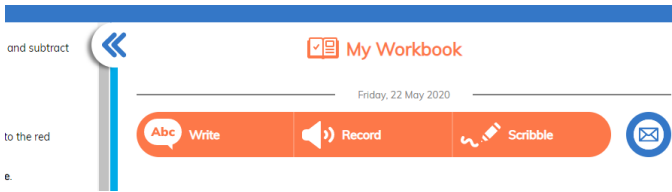
- You will see four tabs; learn; explore; play; review. Under learn you will see the set activities and Maths topics. In the video tab you will find support on different maths activities.
- Click on explore and you will see another set of activities to complete.



- There you will see two tabs; activities; videos.
- Click on the activities



- You will see a screen with a question and work book. And a place to message your teacher. You may want to ask a question or need a reminder on how to do something.
- You can answer the question as you would for the set activities.
- The work book allows you to show how you got the answer. You can choose how to record your work. You might want to explain by recording your thought process; or typing out how you got your answer; or use the mouse to draw a picture to show your working out.



- Work out the problem, check your answer. If you have made a mistake you can try and correct it. The class teacher can see working out and will send a message back to you with some ideas to help you.

I hope this helps you with the mastery and problem solving activities in Maths

Best wishes

Mrs Broomfield.

